

Model 1099LHS

Legacy Series Humidifier
Residential Whole-House (GFI #5015)

Breathe Healthier

Control Indoor Humidity.

Installing a GeneralAire® Whole House Humidifier can reduce allergy and asthma symptoms, minimize risk of infection, protect valuables (such as furniture, woodwork and musical instruments) and save you money.



How the 1099LHS Works:

Your furnace sends warm air through a water-soaked Vapor Pad® inside your humidifier, where it absorbs additional moisture. Newly-moistened air is then distributed throughout your home to provide healthier indoor air for you and your family.

Details inside or go to: www.generalfilters.com/model1099LHS

Install a humidifier in your home to:

Protect your family's health:

Low humidity is where viruses can thrive and cause your throat and nasal passages to dry. This leads to nose bleeds, increased risk of infection, colds, flu and other respiratory ailments. Dry air can trigger asthma and allergy symptoms. Air that's too dry causes dry/itchy/cracked skin.

Protect Your Valuables:

Dry air in your home can cause expensive artwork, wood flooring, cabinets, furniture and musical instruments to crack. Dry air increases annoying static shocks that can damage electronics.

Save money:

Since dry air can cause woodwork to crack, resulting gaps in windows & doors let cold outside air in. In addition, dry air feels colder. Take the chill out with a 1099LHS. Turn your thermostat down and save money.

Manufacturers of Whole House Residential Indoor Air Quality Products.
Humidifiers - Dehumidifiers - Air Cleaners - UV Air Purifiers - Heat/Energy Recovery Ventilators

www.generalfilters.com



Model 1099LHS

Legacy Series Humidifier
Residential Whole-House (GFI #5015)

Why Whole-House Humidification Vs Portable Room Units?

See the top reasons below why a whole-house humidifier is a better option for your home than a portable room unit:

	GeneralAire® Model 1099LHS Whole House Humidifier	Portable Humidifier Units
Controls humidity in every room of your house	Yes. You will benefit from proper humidification throughout your home.	No. You'll need to purchase a unit for every room in your house.
Quiet Operation	Yes. Your system will be so quiet you'll forget it's there.	No. Portable units are noisy and take up space in your rooms.
Minimal Maintenance	Yes. Maintenance is only one time per year!	No. You'll need to constantly be re-filling and cleaning water pans.

Selecting a Humidifier

Considerations for selecting a whole house humidifier can include:

1. Size of your home
2. Number Of HVAC systems in your home
3. Type of humidification preferred
4. Maintenance requirements
5. Age of your home
6. Your climate
7. Cost to operate
8. Home building / woodwork projects

We recommend speaking with a licensed contractor for assistance with your humidifier selection and installation. Use our "Find a Contractor" tool on www.generalfilters.com for a list of contractors in your area.

Ideal Humidity Level

Research has shown that 40% to 60% relative humidity provides a comfortable and healthy environment for your woodwork, furniture, plants, your pets and especially you and your family.

How Much Humidity Do I Need?

Calculate the Total Cubic Feet of Home

Total Home Square Footage X Average Ceiling Height
(Include the basement)

Calculate the Load (lbs/hr)

Total Cubic Feet X Desired Condition Factor
(Table Below)
X 1.05 For Each Fireplace

Calculate Gallons Per Day (GPD)

Gallons Per Day = Load (lbs/hr) X 2.88

Indoor Air Temp °F	Indoor RH%			
	35%	40%	45%	50%
68	0.00015	0.00018	0.00021	0.00024
70	0.00017	0.00020	0.00023	0.00026
72	0.00019	0.00022	0.00025	0.00028



Use the Humidification Calculator on our website to assist you in selecting the right humidifier for your home.

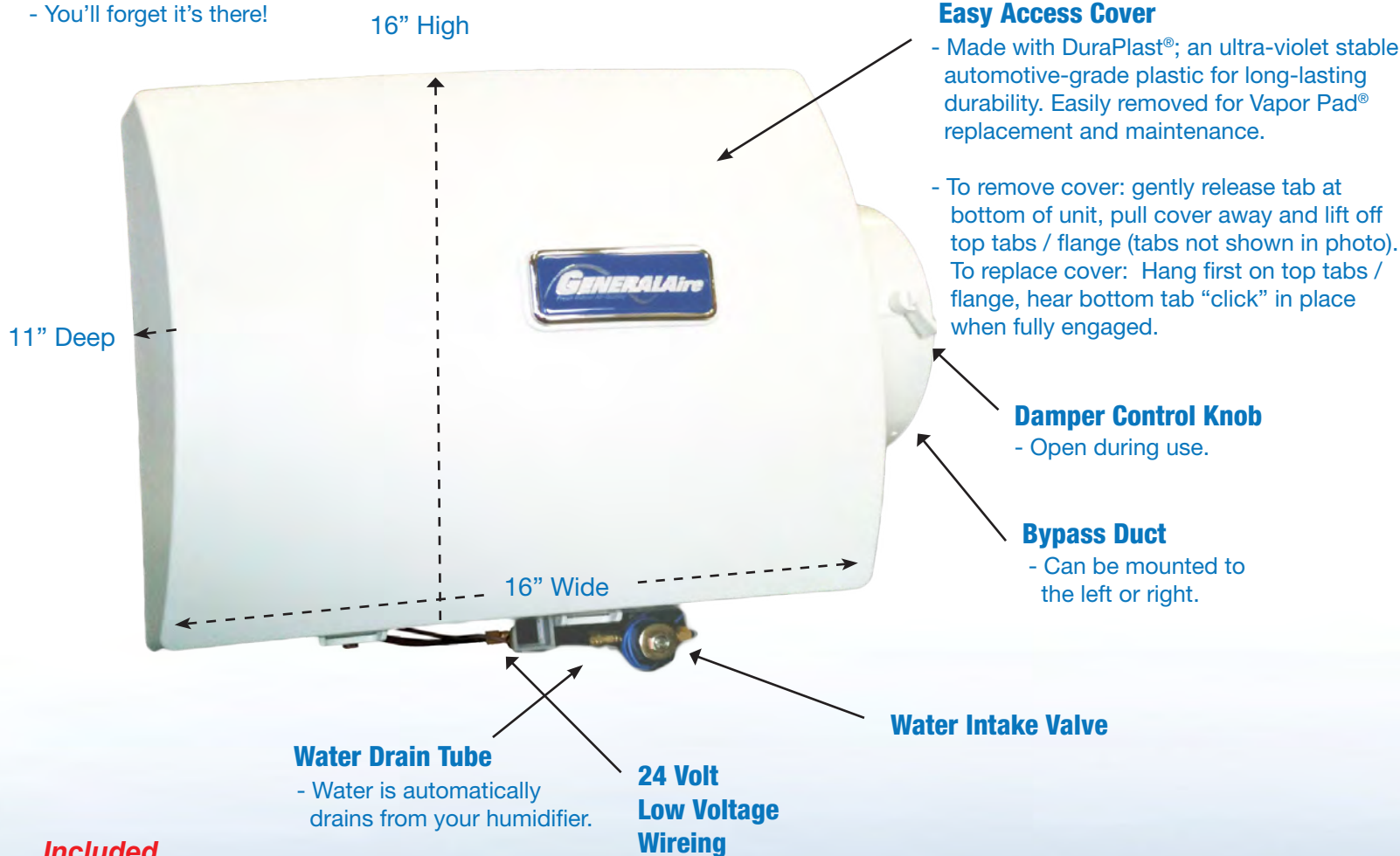
www.generalfilters.com/humiditycalculator

Model 1099LHS

Legacy Series Humidifier
Residential Whole-House (GFI #5015)


Quiet Operation

- You'll forget it's there!



Included

MHX3C Manual Humidistat
Included with Your 1099LHS



Easy-to-Use Dial

Simply turn the dial to the desired humidity level for your comfort.
Mount on Wall or Duct.

Contemporary Design

Maintenance


Maintenance of your new GeneralAire® 1099LHS Legacy Series Flow Through Humidifier is minimal. To ensure peak performance and reliable operation, simply change your Vapor Pad® once per year! Go to www.generalfilters.com / support center / video library to watch a video demonstrating how to perform maintenance on your 1099LHS.

Date of Installation: _____

Contractor's Contact Information:

Model 1099LHS

Legacy Series Humidifier
Residential Whole-House (GFI #5015)

Model 1099LHS Specifications	
Gallons Per Day	19
Home Size	Up to 3,000 Sq. Ft.
Type	Flow Through Vapor Pad®
Unit Dimensions	16" W x 16" H x 11" D
Weight	15 Lbs.
Plenum Opening	13 1/4" W x 9 1/4" H
Duct Opening	7" (Assembly Supplied)
Operation	Water Evaporation Via Furnace Heat & Fan
Valve	Saddle Valve & Solenoid Valve
Vapor Pad®	GA23 GFI #7923 or 1099-20 (GFI #7047) (Replace Once Per Year)
Pallet Quantity	30
Mounting	Return Air Duct or Warm Air Plenum
Warranty	Five Years 

1099LHS Performance Baseline Criteria				
Outside Design Temp	0° F (-18° C)			
Outside Design RH	70%			
Inside Design Temp	70° F (21° C)			
Inside Design RH	30%			
Ceiling Height	8'			
Plenum Temperature	120° F (49° C)			
Loose (.75 ACH)	1175 Sq. Ft.			
Average (.50 ACH)	1770 Sq. Ft.			
Tight (.30 ACH)	3000 Sq. Ft.			
<ul style="list-style-type: none"> • Test results are from cold water application • GPD shown is at 120° Plenum Temperature • Performance assumes 8 hour average furnace run time in 24-hour period. 				
House Construction Quality				
Series Model No.	GPD	Loose (.75ACH)	Average (.50ACH)	Tight (.30ACH)
1042LH	17	800	1500	2800
1099LHS	19	1175	1770	3000
1137	18	1175	1770	3000
SL16	17	800	1500	2800

Inside the Box

- Model 1099LHS Legacy Humidifier
- Warranty Card
- Installation Manual
- Duct Cutout Templates
- Evaporator Pad
- 7" Connecting Collar
- 24 V Transformer
- Parts Bag
- Parts Bag With Solenoid Valve & Saddle Valve
- MHX3 Manual Control, Duct Mount Humidistat. (Order part number #7053 to mount on wall.)



Purchase replacement parts from your local wholesaler, a licensed contractor or from our website:
www.generalfilters.com/shop-iaq-parts.html



www.generalfilters.com



Our Other Brands



Canadian General Filters, Ltd.
400 Midwest Rd.
Toronto, ON M1P3A9 Canada
Toll Free: (888) 216-9184
www.cgfproducts.com



General Filters, Inc.
43800 Grand River Avenue
Novi, Michigan 48375
Toll Free: (866) 476-5101
www.generalaire.com

Last Updated: 2-2015

Visit www.generalaire.com (Click on "Literature") to download GeneralAire® brochures, installation manuals and product guides. All information subject to change without notice.